


DIP to SO-Plug Prototyping Adapters



Simplify prototyping and testing
Use actual size prototype boards
Great for microcontrollers and EE/Flash memory testing

Simple design is easy to use

These plugs and socket boards are simple and easy to use following this 3 step process.

1. Solder the SO-Plug to the prototype's SO land pattern.

Use your preferred soldering technique to attach the SO-Plug to the board's land pattern.

Hand soldering tip. Select either a very fine tip or a large tip with sharp angles. The sharp angles exploit the solder's surface tension to prevent solder bridges. Heat up the iron. Carefully align the plug on the land pattern. Solder the plug leads in opposite corners. Start at an unsoldered end pin. Using the capillary action of the tip, sweep down the row of pins. Wet each pin with solder then use the iron to pull the excess solder away from the pin.

2. Plug the DIP board onto the SO-Plug's header pins.


Note the pin one ends of the land pattern and the DIP Board. Align the SO-Plug's pins with the receptacles of the DIP Board. Press together until the pins bottom out in the receptacle. Some SO-Plugs will leave exposed pin between the receptacle and the SO-Plug's insulator.

3. Plug the emulator or erasable device into the DIP board.

The DIP Board provides either a production socket or ZIF socket for access to the prototype. Plug the device or development tool into the socket and start testing.

Product Selection

Use the cross reference to identify the correct SO-Plug for the SO device you are using. If your device is not in the cross reference, compare your prototype's land pattern to the recommended land patterns for each size plug. Select the Kit or component packs that fit your needs from the list below. The cross reference also provides the recommended DIP pattern for the device you are using. Confirm the DIP pin count and row spacing with your emulator or prototyping devices.



DIP to SO-Plug Prototyping Adapters

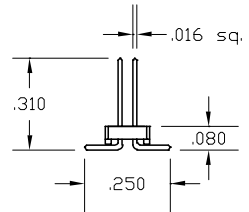
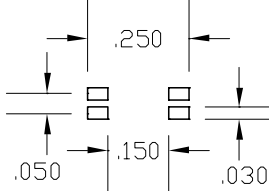
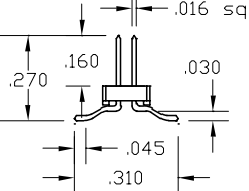
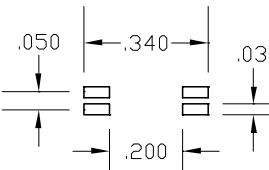
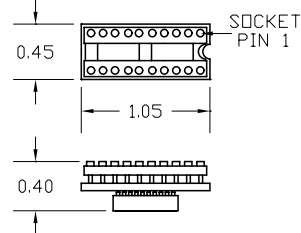
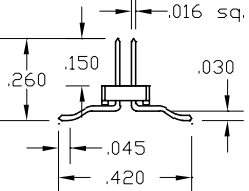
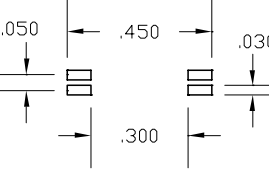
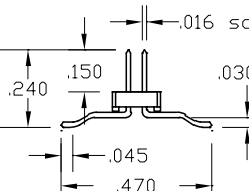
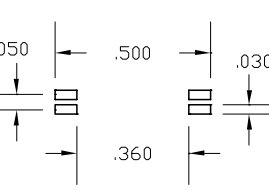
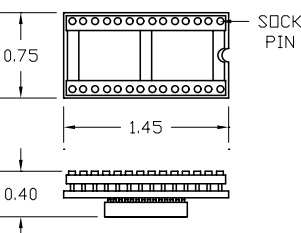
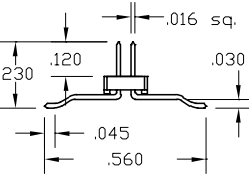
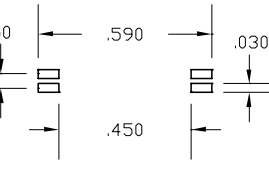
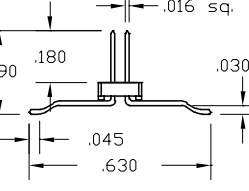
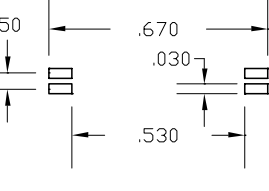
Part Numbers

Kits Part Number Format = PA-DSO-bbbb(Z)-Dwww-pp Kits contain 1 dip board and 2 so-plugs		bbbb = board pincount + width (Z) = optional ZIF socket www = plug width pp = plug pin count	
8-20 pin 250 mil wide SO footprint 300 mil wide DIP board	8-20 pin 310 mil wide SO footprint 300 mil wide DIP board	8-28 pin 420 mil wide SO footprint 300 mil wide DIP board	20-32 pin 420 mil wide SO footprint 600 mil wide DIP board
PA-DSO-0803-D250-08/2 PA-DSO-1603(Z)-D250-14/2 PA-DSO-1603(Z)-D250-16/2 PA-DSO-1803(Z)-D250-18/2 PA-DSO-2003(Z)-D250-20/2	PA-DSO-0803-D310-08/2 PA-DSO-1603(Z)-D310-14/2 PA-DSO-1603(Z)-D310-16/2 PA-DSO-1803(Z)-D310-18/2 PA-DSO-2003(Z)-D310-20/2	PA-DSO-0803-D420-08/2 PA-DSO-1603(Z)-D420-14/2 PA-DSO-1603(Z)-D420-16/2 PA-DSO-1803(Z)-D420-18/2 PA-DSO-2003(Z)-D420-20/2 PA-DSO-2803(Z)-D420-20/2 PA-DSO-2803(Z)-D420-24/2 PA-DSO-2803(Z)-D420-28/2	PA-DSO-2806(Z)-D420-20/2 PA-DSO-2806(Z)-D420-24/2 PA-DSO-2806(Z)-D420-28/2 PA-DSO-3206(Z)-D420-32/2
24-28 pin 470 mil wide SO footprint 300 mil wide board	24-44 pin 470 mil wide SO footprint 600 mil wide board	24-28 pin 560 mil wide SO footprint 300 mil wide board	24-44 pin 560 mil wide SO footprint 600 mil wide board
PA-DSO-2803(Z)-D470-24/2 PA-DSO-2803(Z)-D470-28/2	PA-DSO-2806(Z)-D470-24/2 PA-DSO-2806(Z)-D470-28/2 PA-DSO-3206(Z)-D470-32/2 PA-DSO-4406(Z)-D470-40/2 PA-DSO-4406(Z)-D470-44/2	PA-DSO-2803(Z)-D560-24/2 PA-DSO-2803(Z)-D560-28/2	PA-DSO-2806(Z)-D560-24/2 PA-DSO-2806(Z)-D560-28/2 PA-DSO-3206(Z)-D560-32/2 PA-DSO-4406(Z)-D560-40/2 PA-DSO-4406(Z)-D560-44/2
28 pin 630 mil wide SO footprint 300 mil wide board	28-44 pin 630 mil wide SO footprint 600 mil wide board	If the combination you want is not listed order the DIP Board & SO-Plugs separately.	
PA-DSO-2803(Z)-D630-28/2	PA-DSO-2806(Z)-D630-28/2 PA-DSO-3206(Z)-D630-32/2 PA-DSO-4406(Z)-D630-40/2 PA-DSO-4406(Z)-D630-44/2	Other pin counts, lead spans and boards can be created to meet your needs. Contact us for pricing and availability.	

SO-Plugs (packs of six) Part Number Format = PA-SOF-Dwww-pp (www = plug width & pp = pin count)					
250 mil wide	310 mil wide	420 mil wide	470 mil wide	560 mil wide	630 mil wide
PA-SOF-D250-08	PA-SOF-D310-08	PA-SOF D420-08	PA-SOF-D470-24	PA-SOF-D560-24	PA-SOF-D630-28
PA-SOF-D250-14	PA-SOF-D310-14	PA-SOF D420-14	PA-SOF-D470-28	PA-SOF-D560-28	PA-SOF-D630-32
PA-SOF-D250-16	PA-SOF-D310-16	PA-SOF D420-16	PA-SOF-D470-32	PA-SOF-D560-32	PA-SOF-D630-40
PA-SOF-D250-18	PA-SOF-D310-18	PA-SOF D420-18	PA-SOF-D470-40	PA-SOF-D560-40	PA-SOF-D630-44
PA-SOF-D250-20	PA-SOF-D310-20	PA-SOF D420-20	PA-SOF-D470-44	PA-SOF-D560-44	
	PA-SOF-D310-24	PA-SOF D420-24			
		PA-SOF D420-28			
		PA-SOF D420-32			

DIP Boards Part Number Format = PA-DSO-bbbb(Z)		bbbb = board pincount + width (.3" or .6") (Z) = optional ZIF socket (16, 18 & 20 pin depopulated from 24 pin housing)	
8-28 pin 300 mil wide boards		28-44 pin 600 mil wide boards	
PA-DSO-0803	ZIF socket not available	PA-DSO-2806	
PA-DSO-1603		PA-DSO-2806Z	with ZIF socket
PA-DSO-1603Z	with ZIF socket (depopulated from 24 pin housing)	PA-DSO-3206	
PA-DSO-1803		PA-DSO-3206Z	with ZIF socket
PA-DSO-1803Z	with ZIF socket (depopulated from 24 pin housing)	PA-DSO-4006	
PA-DSO-2003		PA-DSO-4006Z	with ZIF socket
PA-DSO-2003Z	with ZIF socket (depopulated from 24 pin housing)	PA-DSO-4406	
PA-DSO-2803		PA-DSO-4406Z	with ZIF socket
PA-DSO-2803Z	with ZIF socket		

DIP to SO-Plug Prototyping Adapters

Description	Plug Dimensions	PCB Footprints	DIP Boards
<p>lead span 0.250"</p> <p>xx pins 8 - 20</p>			<p>Boards are available in sizes from 8-44 and in two widths with optional ZIF (Z) sockets.</p> <p>The board below is available in 8, 16, 18, 20, 24, and 28 pins.</p> <p>Part number format = PA-DSO-bbbb(Z)</p>
<p>lead span 0.310"</p> <p>xx pins 8 - 24</p>			
<p>lead span 0.420"</p> <p>xx pins 8 - 40</p>			<p>The board below is available in 28, 32 and 44 pins.</p> <p>Part number format = PA-DSO-bbbb(Z)</p>
<p>lead span 0.470"</p> <p>xx pins 24-44</p>			
<p>lead span 0.560"</p> <p>xx pins 24-44</p>			
<p>lead span 0.630"</p> <p>xx pins 28-44</p>			
<p>Part Number Format = PA-SOF-Dwww-pp</p>			